

MARTIN COUNTY COMMUNITY PROFILE

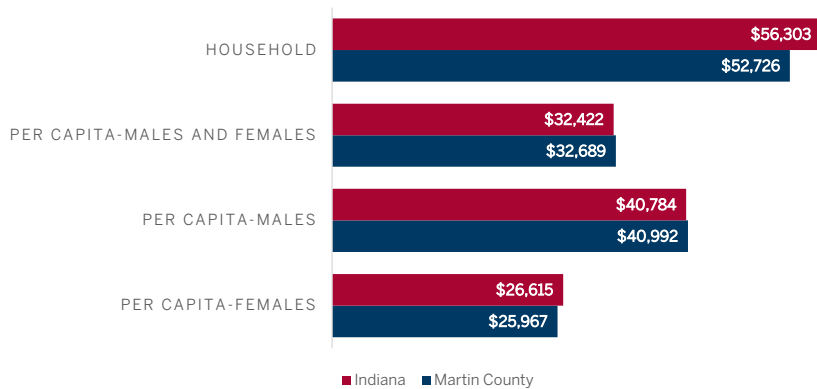
Facts, figures, and things to know about the people and places in Martin County.

Household Demographics

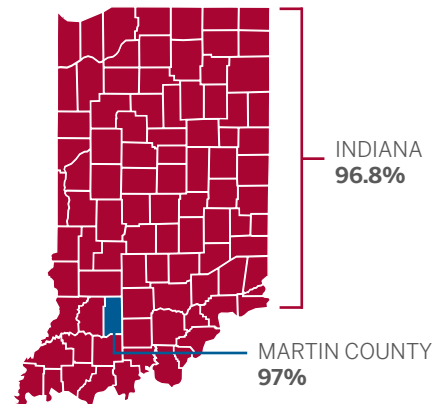
According to population estimates, there are 10,212 people who live in Martin County.¹

The median household income for Martin County is approximately \$3,500 lower than the state average.² There is a notable wage disparity between women and men in the county, with women earning approximately \$15,000 less than men on average. This pay gap is almost \$1,000 greater than the state average.³ The employment rate for Martin County is about 1 percent higher than the state average, with most residents of Martin County being employed.⁴

MEDIAN INCOME FOR NON-DISABLED ADULTS

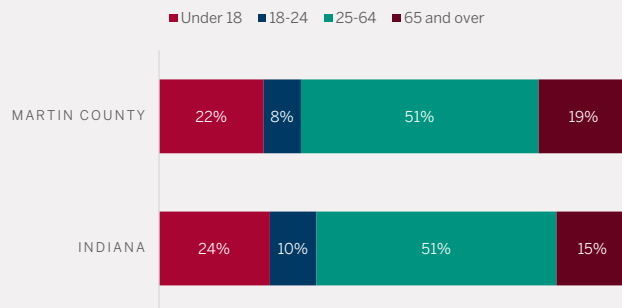


ADULTS EMPLOYED



The median age for Martin County is approximately five years higher than the state's median age. Martin County has a very similar age distribution as the rest of the state, with slightly more residents age 65 and higher than the state average.⁵

PERCENT OF POPULATION



MEDIAN AGE

37.7
INDIANA

42.7
MARTIN COUNTY

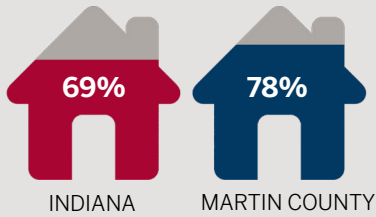


NSWC Crane, located in Martin County, is the largest Department of Defense asset in Indiana and the world's third largest naval installation. The base provides infrastructure to detect threats, provide a layered, integrated missile defense, and offer global strike capability. Crane cites that its goals are to deter, defend, and defeat. Martin County prides itself on having such an important national defense entity and a major regional employer in their county.⁶

Housing

Martin County residents are slightly more likely to own their home than the average Hoosier. Residents also pay about \$290 less in monthly rent payments on average.⁷ Slightly more than half of the homes in Martin County are 40 years or older and approximately 42 percent are worth less than \$100,000.⁸ Multi-family housing comprises approximately 9 percent of housing options in Martin County, and 13 percent of houses in the county are vacant. About 9 percent of households in Martin County qualify as having a severe housing problem (overcrowding, high housing costs, or lack of kitchen or plumbing facilities), which is lower than the state average.⁹

PERCENT OF OWNER-OCCUPIED HOUSING UNITS



MEDIAN RENT PAYMENT

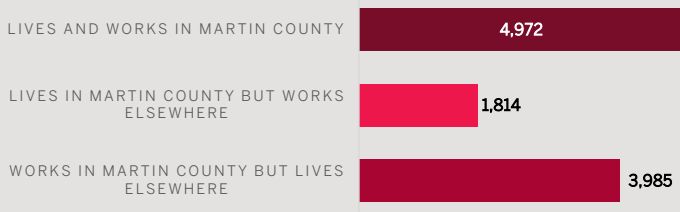


HOUSING CHALLENGES

BUILT PRIOR TO 1980	54.2%
HOUSES VALUED AT LESS THAN 100K	41.8%
MULTI-FAMILY HOUSING	8.5%
VACANT HOUSING UNITS	13.0%

COMMUTING

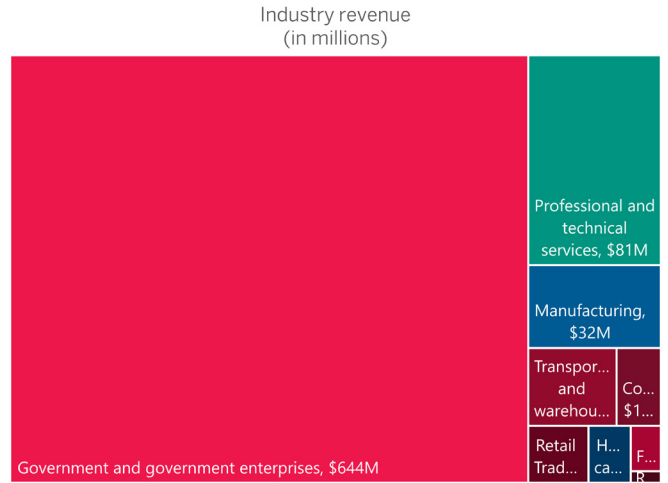
Approximately 46 percent of Martin County workers both work and live in their county of residence, with about 5,000 people working and living in the county. This is much lower than other counties in the Uplands region. 17 percent of workers live in Martin County and work elsewhere, and 37 percent live in a different county and work in Martin county.¹⁰



MARTIN COUNTY COMMUNITY PROFILE

Industry

The top three industries in Martin County are Government and Government Enterprises; Professional and Technical Services; and Manufacturing.¹¹ The top three major employers in the county are NSWC Crane, United States Gypsum Corporation, and Great Lake Escape, located in Crane, Shoals, and Loogootee, respectively.¹²



- Construction, \$10M
- Finance and insurance, \$4M
- Government and government enterprises, \$644M
- Health care and social assistance, \$7M
- Manufacturing, \$32M
- Professional and technical services, \$81M
- Real estate, \$10M
- Retail Trade, \$10M
- Transportation and warehousing, \$20M

Technology

Access to the internet provides communities with a number of opportunities, from educational tools, to telemedicine, to the ability for local businesses to sell to people around the world. High speed broadband (25 Mbps download and 3 Mbps upload) allows for the most effective use of new technology that links rural communities to resources worldwide.¹³ The median household in Martin County has internet speeds below the definition of broadband internet, with the median download speed being 12 Mbps and about 26 percent of households in the county have no internet access at all.¹⁴

MEDIAN DOWNLOAD ↑ UPLOAD SPEED (MBPS)



PERCENT OF HOUSEHOLDS WITH NO INTERNET ACCESS



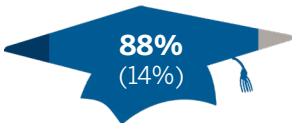
Educational Attainment

Martin County is home to two public school districts, the Loogootee Community School District and the Shoals Community School Corporation. Approximately 88 percent of Martin County residents age 25 years or older are high school graduates and 14 percent of county residents have a bachelor's degree or higher. Compared to the rest of Indiana, Martin County has an average percentage of high school graduates and a lower percentage of college degree holders.¹⁵ 87 percent of high school graduates in Martin County complete their degree within four years, which is about the same as the state average.¹⁶ In comparison to the rest of the state, students in Martin County are more likely to pass the ISTEP 10th grade math and language arts exams combined, with approximately 35 percent of students passing.¹⁷ 12th grade students in Martin County are more likely to take the SAT than the ACT; about 54 percent of 12th grade students take the SAT while 11 percent take the ACT.¹⁸

% WITH HIGH SCHOOL DIPLOMA (BACHELOR'S DEGREE)



INDIANA



MARTIN COUNTY

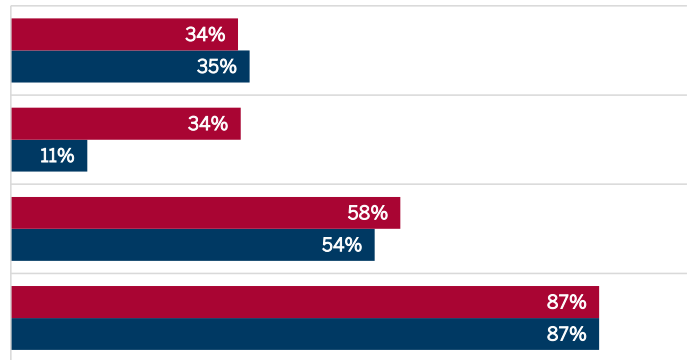
COMBINED ISTEP PASS IN ENGLISH AND MATH

12TH GRADERS TAKING ACT

12TH GRADERS TAKING SAT

HIGH SCHOOL GRADUATES IN 4 YEARS

COLLEGE READINESS

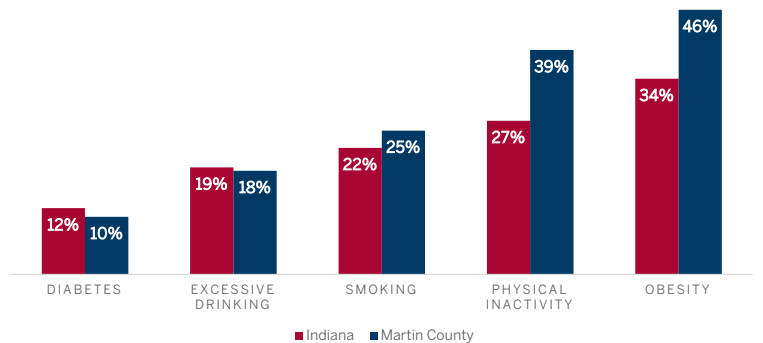


■ Indiana ■ Martin County

Health

Health indicators for Martin County indicate that residents are less likely to be diagnosed with diabetes or drink excessively than the average Hoosier. However, residents are more likely to smoke and much more likely to be obese and physically inactive. Almost half of Martin County residents are considered obese, compared to the 34 percent rate of obesity in Indiana.¹⁹

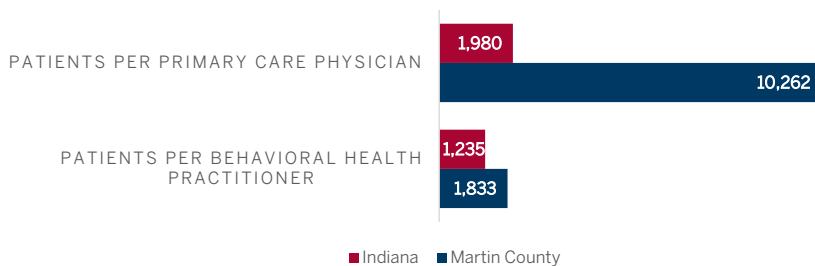
HEALTH RISK FACTORS



■ Indiana ■ Martin County

Health Provider Ratios

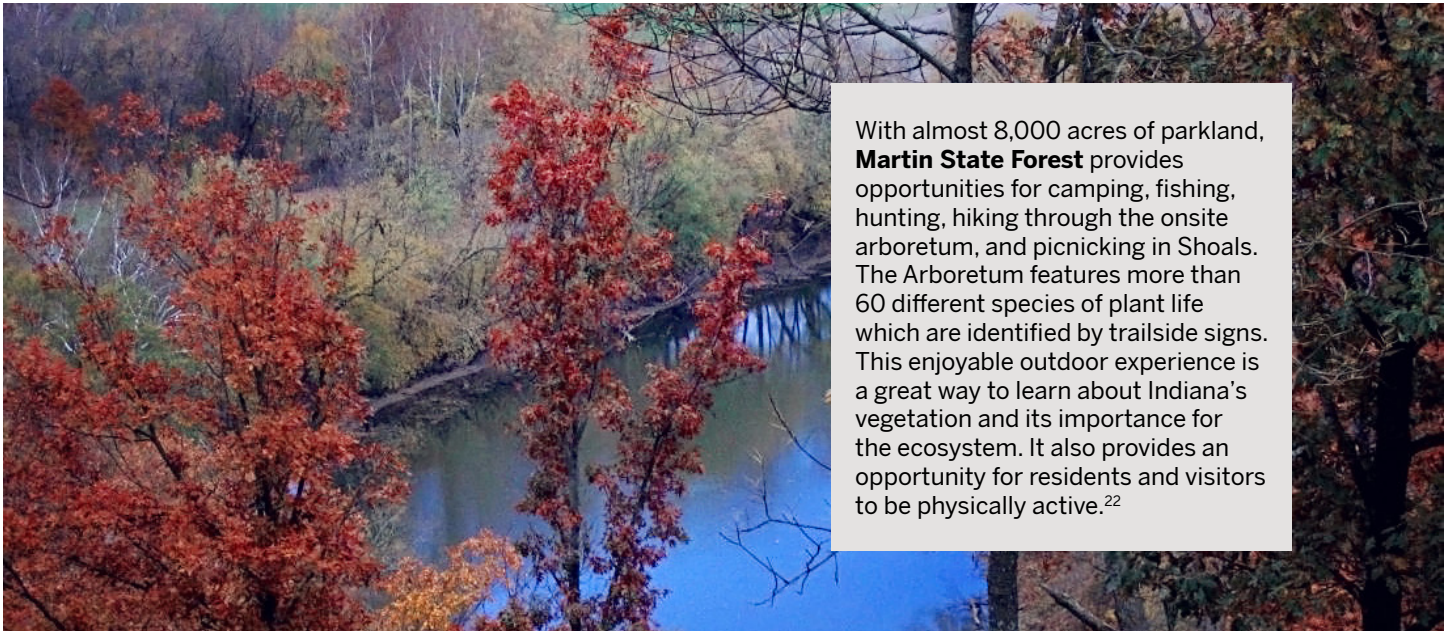
NUMBER OF PATIENTS PER PROVIDER



■ Indiana ■ Martin County

Medical and behavioral health providers can help address issues such as diabetes, obesity, smoking, and excessive alcohol consumption, and can provide assistance to those struggling with mental health and substance use—issues currently facing many Hoosiers. Residents of Martin County have significantly less access to both primary care physicians and behavioral health practitioners than the average Hoosier. In Martin County, there is one primary care physician available for every 10,262 residents and one behavioral health practitioner available for every 1,833 residents.^{20,21}

Highlights



With almost 8,000 acres of parkland, **Martin State Forest** provides opportunities for camping, fishing, hunting, hiking through the onsite arboretum, and picnicking in Shoals. The Arboretum features more than 60 different species of plant life which are identified by trailside signs. This enjoyable outdoor experience is a great way to learn about Indiana's vegetation and its importance for the ecosystem. It also provides an opportunity for residents and visitors to be physically active.²²

Cultural and artistic opportunities exist throughout the year but especially during the summer and fall at local festivals. In July, the annual **Shoals Catfish Festival** features 92 vendor booths packed with crafts as well as freshly-prepared steak and catfish. Fun exists for all ages at the festival with activities including sporting events and contests, a cooking contest, fishing contest, music, The Great Catfish Parade, fireworks, and a 5k run.²³



Access to healthy food is of great importance to any community. Martin County residents are able to meet this need thanks to access to locally-raised produce. Businesses like the **Produce Patch** in Loogootee are providing affordable, quick access to local residents via a community supported agriculture program (CSA). The CSA provides weekly, seasonal produce boxes to local residents at a remarkable value. The Produce Patch, known for its award-winning sweet corn, and other local farmers provide access to healthy food for residents.²⁴



Sources

^{1, 2, 5, 7, 8, 15}U.S. Census Bureau, 2019 American Community Survey, 5-Year Estimates.; ³U.S. Census Bureau, 2019 American Community Survey, 5-Year Estimates. Earnings in Past 12 Months (in 2018 Inflation-Adjusted Dollars); ⁴U.S. Bureau of Labor Statistics, 2019 Local Area Unemployment Statistics.; ⁶NSWC Crane Division, <https://www.navsea.navy.mil/Home/Warfare-Centers/NSWC-Crane/What-We-Do/>.; ^{9, 19}University of Wisconsin Population Health Institute, 2021 County Health Rankings; ¹⁰Indiana Business Research Center, 2019 Annual Commuting Trends.; ¹¹U.S. Bureau of Economic Analysis, 2019 Employment and Earnings by Industry.; ¹²Hoosiers by the Numbers: Major Employers for Martin County.; ¹³Purdue University Center for Regional Development, Rural Indiana Stats, 2017 Digital Divide Index.; ¹⁴Indicators of Broadband Need, National Telecommunications and Information Administration, 2021.; ¹⁶Indiana Department of Education, 2019 Public School Graduates and Graduation Rates.; ¹⁷Indiana Youth Institute, 2017 County Aggregates of Indiana Department of Education ISTEP Pass Rates.; ¹⁸Indiana Youth Institute, 2016 County Aggregates of Indiana Department of Education ACT and SAT rates.; ²⁰Bowen Health Workforce Information Portal, 2018 Supply, Characteristics, and Distribution of Physicians.; ²¹Bowen Health Workforce Information Portal, 2018 Supply, Characteristics, and Distribution of Psychologists and Behavioral Health Professionals.; ²²Indiana Department of Natural Resources, <https://www.in.gov/dnr/forestry/4822.htm>.; ²³Visit Martin County, https://www.visitmartincounty.org/catfish_festival.htm.; ²⁴The Produce Patch, "Frequently Asked Questions," <http://producepatchfarmmarket.com/faq>



CENTER FOR
RURAL ENGAGEMENT