

GREENE COUNTY COMMUNITY PROFILE

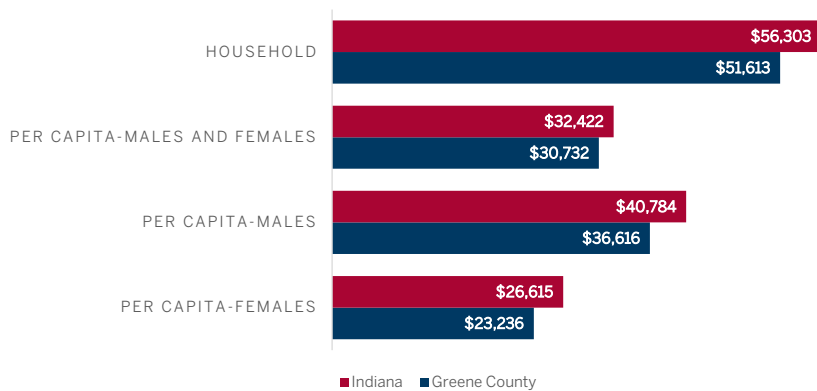
Facts, figures, and things to know about the people and places in Greene County.

Household Demographics

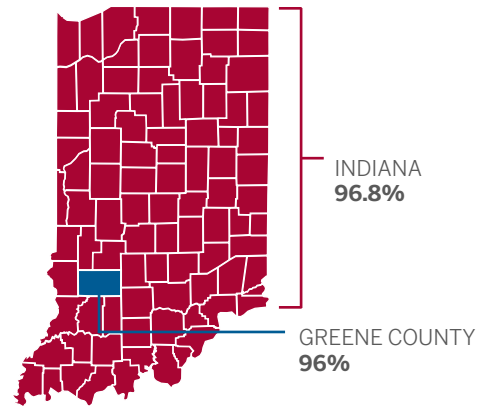
According to population estimates, there are 32,159 people who live in Greene County.¹

The median household income for Greene County is approximately \$4,500 lower than the state average.² There is a notable wage disparity between women and men in the county, with women earning approximately \$13,500 less than men on average. This pay gap is about the same as the state average.³ The employment rate for Greene County is about 1 percent lower than the state average, with most residents of Greene County being employed.⁴

MEDIAN INCOME FOR NON-DISABLED ADULTS

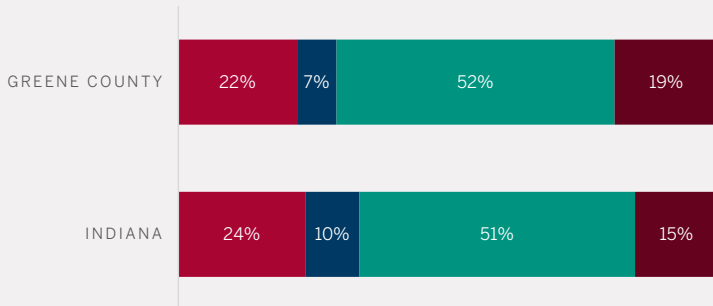


ADULTS EMPLOYED



The median age for Greene County is approximately five years higher than the state's median age. Greene County has a very similar age distribution as the rest of the state, with slightly more residents age 65 and higher than the state average.⁵

PERCENT OF POPULATION



MEDIAN AGE

37.7
INDIANA

43.1
GREENE COUNTY

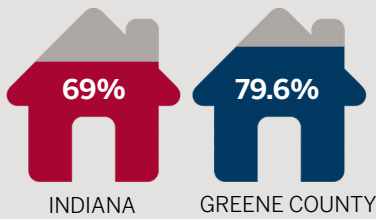


The Linton Freedom Festival Parade, known as "Indiana's Largest Independence Day Parade", takes place every year in Greene County. It brings in nearly 40,000 people to Linton each year! Events include arts and crafts, a carnival, live bands, horse-pull, bed races, lip sync contest, Little Miss & Little Mister Linton Contest, a ham & egg breakfast, and a fireworks display. This community event is designed for the whole family and is a favorite summertime tradition for many Hoosiers.⁶

Housing

Greene County residents are slightly more likely to own their home than the average Hoosier. Residents also pay about \$190 less in monthly rent payments on average.⁷ Slightly more than half of the homes in Greene County are 40 years or older, and approximately 51 percent are worth less than \$100,000.⁸ Multi-family housing comprises only 7 percent of housing options in Greene County, and about 16 percent of houses in the county are vacant. Additionally, 12 percent of households in Greene County qualify as having a severe housing problem (overcrowding, high housing costs, or lack of kitchen or plumbing facilities), which is just under the state average of 13 percent.⁹

PERCENT OF OWNER-OCCUPIED HOUSING UNITS



MEDIAN RENT PAYMENT

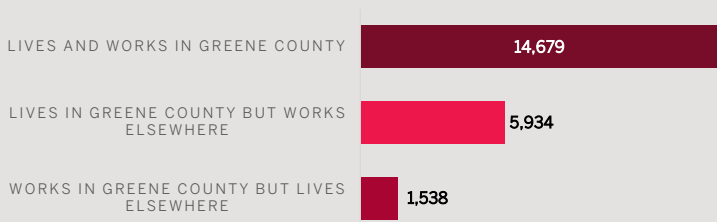


HOUSING CHALLENGES

BUILT PRIOR TO 1980	56.2%
HOUSES VALUED AT LESS THAN 100K	51.4%
MULTI-FAMILY HOUSING	6.5%
VACANT HOUSING UNITS	16.3%

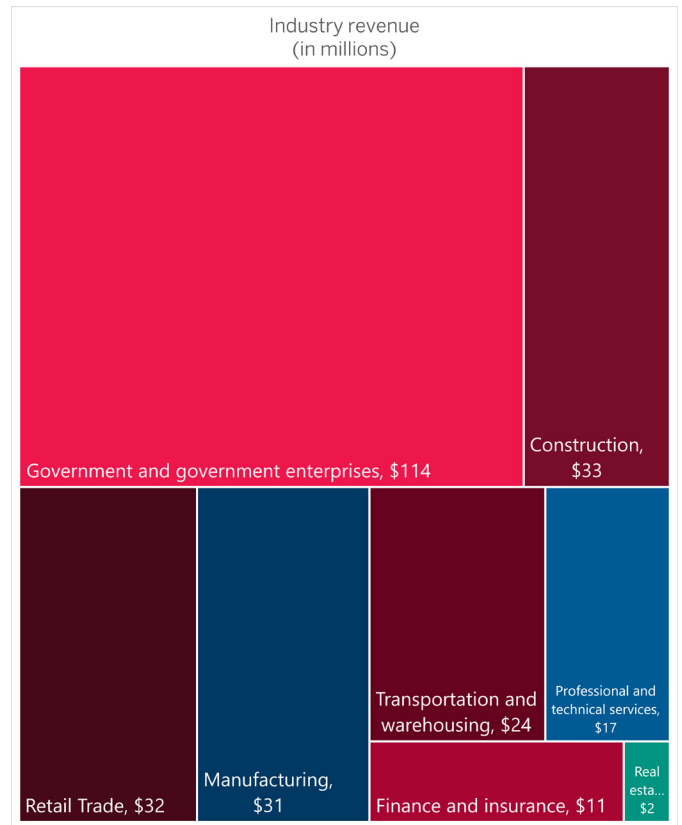
COMMUTING

About two-thirds of Greene County workers both work and live in their county of residence, with over 14,500 people working and living in the county. 27 percent of workers live in Greene County and work elsewhere, and 7 percent live in a different county and work in Greene county.¹⁰



Industry

The top three industries in Greene County are Government and Government Enterprises; Construction; and Retail Trade.¹¹ The top three major employers in the county are Walmart Supercenter, Greene County General Hospital, and Glenburn Home, all located in Linton.¹²




Technology

Access to the internet provides communities with a number of opportunities, from educational tools, to telemedicine, to the ability for local businesses to sell to people around the world. High speed broadband (25 Mbps download and 3 Mbps upload) allows for the most effective use of new technology that links rural communities to resources worldwide.¹³ Greene County has internet speeds far below the definition of broadband internet, and about 25 percent of households in the county have no internet access. Compared to the rest of Indiana, Greene County residents have very limited access to broadband internet.¹⁴

MEDIAN DOWNLOAD ↑ UPLOAD SPEED (MBPS)



PERCENT OF HOUSEHOLDS WITH NO INTERNET ACCESS



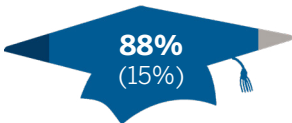
Educational Attainment

Greene County is home to six public school districts, Bloomfield School District, Eastern Greene Schools, Greene-Sullivan Special Education Cooperative, Linton-Stockton School Corporation, MSD of Shakamak Schools, and White River Valley School District. Approximately 88 percent of Greene County residents age 25 years or older are high school graduates and 15 percent of county residents have a bachelor's degree or higher. Compared to the rest of Indiana, Greene County has a similar number of high school graduates but a lesser amount of college graduates.¹⁵ Almost all high school graduates in Greene County complete their degree within four years.¹⁶ In comparison to the rest of the state, students in Greene County are more likely to pass the ISTEP 10th grade math and language arts exams combined, with approximately 35 percent of students passing.¹⁷ 12th grade students in Greene County are more likely to take the SAT than the ACT; about 55 percent of 12th grade students take the SAT while 18 percent take the ACT.¹⁸

% WITH HIGH SCHOOL DIPLOMA (BACHELOR'S DEGREE)



INDIANA



GREENE COUNTY

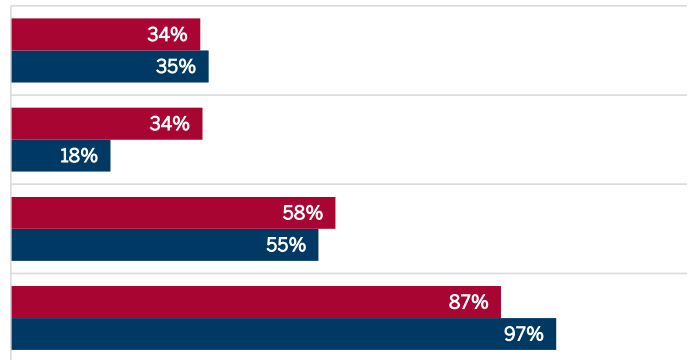
COMBINED ISTEP PASS IN ENGLISH AND MATH

12TH GRADERS TAKING ACT

12TH GRADERS TAKING SAT

HIGH SCHOOL GRADUATES IN 4 YEARS

COLLEGE READINESS

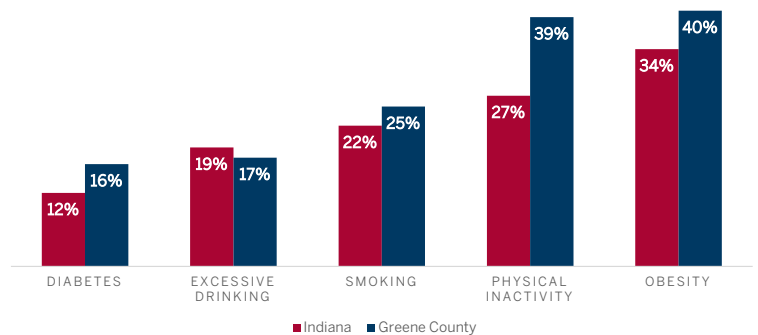


■ Indiana ■ Greene County

Health

Health indicators for Greene County indicate that residents are less likely to drink excessively than the average Hoosier. However, they are more likely than the rest of Indiana to be diagnosed with diabetes, smoke, be physically inactive, and be obese.¹⁹

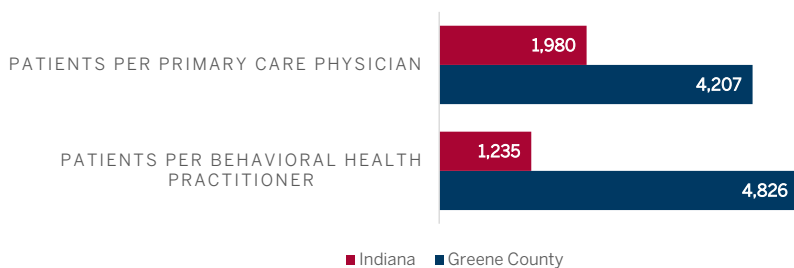
HEALTH RISK FACTORS



■ Indiana ■ Greene County

Health Provider Ratios

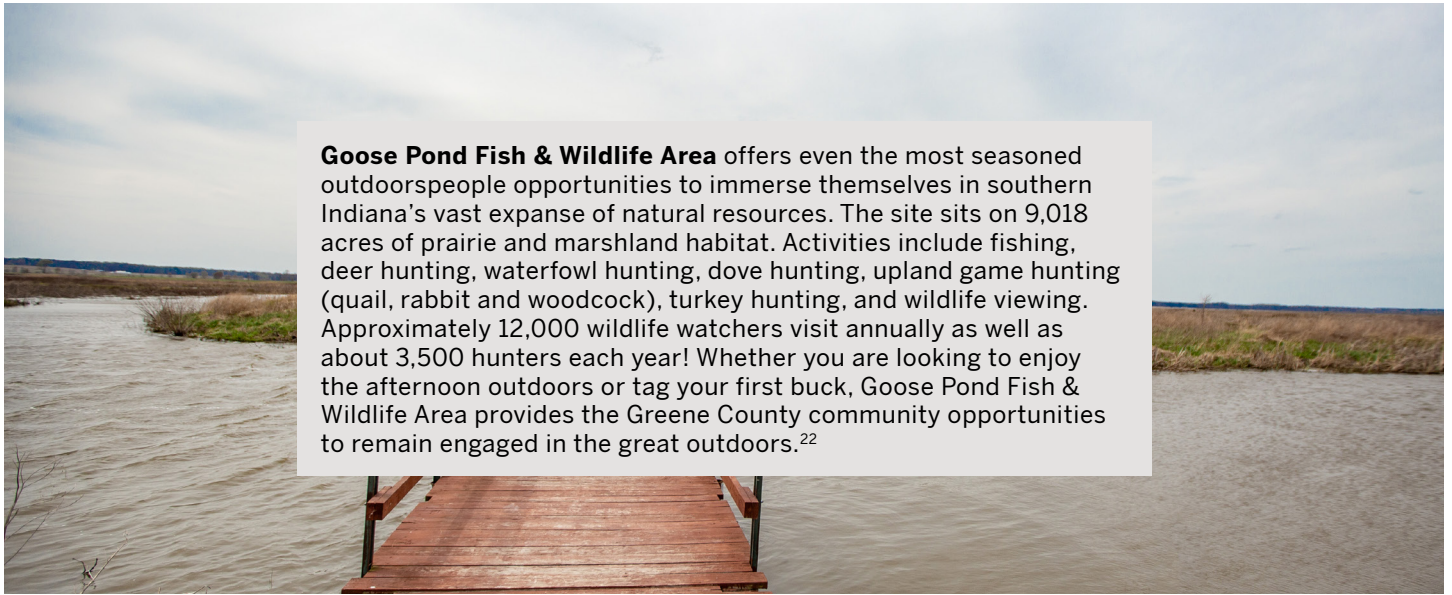
NUMBER OF PATIENTS PER PROVIDER



■ Indiana ■ Greene County

Medical and behavioral health providers can help address issues such as diabetes, obesity, smoking, and excessive alcohol consumption, and they can provide assistance to those struggling with mental health and substance use—issues currently facing many Hoosiers. Residents of Greene County have less access to both primary care physicians and behavioral health practitioners than the average Hoosier. In Greene County, there is one primary care physician available for every 4,207 residents and one behavioral health practitioner available for every 4,826 residents.^{20,21}

Highlights



Goose Pond Fish & Wildlife Area offers even the most seasoned outdoorspeople opportunities to immerse themselves in southern Indiana's vast expanse of natural resources. The site sits on 9,018 acres of prairie and marshland habitat. Activities include fishing, deer hunting, waterfowl hunting, dove hunting, upland game hunting (quail, rabbit and woodcock), turkey hunting, and wildlife viewing. Approximately 12,000 wildlife watchers visit annually as well as about 3,500 hunters each year! Whether you are looking to enjoy the afternoon outdoors or tag your first buck, Goose Pond Fish & Wildlife Area provides the Greene County community opportunities to remain engaged in the great outdoors.²²

The **Sculpture Trails Outdoor Museum** is one of Greene County's most intriguing outdoor attractions. Since its founding in 2002, Sculpture Trails has acquired more than 100 large-scale sculptures by artists from around the world. The sculptures provide visitors with a one-of-a-kind hiking experience. The museum's mission is to bring outdoor sculpture and art education to the community through various hands-on workshops, services, and programs.²³



Greene County boasts two respected Indiana **farmers' markets** in the cities of Linton and Bloomfield. Both markets provide healthy produce to all. The markets also accept SNAP, WIC, and Senior Farmers' Market Nutrition Program Vouchers. This access to local food in Greene County ensures that residents have an opportunity to make healthy, delicious choices while supporting local businesses. The Linton Farmers' Market runs mid-May through September and is open every Saturday from 9 a.m.–1 p.m. The Bloomfield Farmers' Market opens in May and is held every Tuesday evening from 5 p.m.–7 p.m.²⁴

Sources

^{1,2,5,7,8,15}U.S. Census Bureau, 2019 American Community Survey, 5-Year Estimates.; ³U.S. Census Bureau, 2019 American Community Survey, 5-Year Estimates, Earnings in Past 12 Months (in 2018 Inflation-Adjusted Dollars); ⁴U.S. Bureau of Labor Statistics, 2019 Local Area Unemployment Statistics.; ⁶Linton Freedom Festival. Retrieved from <https://www.lintonfreedomfestival.org/>.; ^{9,19}University of Wisconsin Population Health Institute, 2021 County Health Rankings; ¹⁰Indiana Business Research Center, 2019 Annual Commuting Trends.; ¹¹U.S. Bureau of Economic Analysis, 2019 Employment and Earnings by Industry.; ¹²Hoosiers by the Numbers: Major Employers for Greene County.; ¹³Purdue University Center for Regional Development, Rural Indiana Stats, 2017 Digital Divide Index.; ¹⁴Indicators of Broadband Need, National Telecommunications and Information Administration, 2021.; ¹⁶Indiana Department of Education, 2019 Public School Graduates and Graduation Rates.; ¹⁷Indiana Youth Institute, 2017 County Aggregates of Indiana Department of Education ISTEP Pass Rates.; ¹⁸Indiana Youth Institute, 2016 County Aggregates of Indiana Department of Education ACT and SAT rates.; ²⁰Bowen Health Workforce Information Portal, 2018 Supply, Characteristics, and Distribution of Physicians.; ²¹Bowen Health Workforce Information Portal, 2018 Supply, Characteristics, and Distribution of Psychologists and Behavioral Health Professionals.; ²²"Goose Pond Fish and Wildlife Area," Indiana Department of Natural Resources, Aquatic Invasive Species-Fish and Vertebrates.; ²³Sculpture Trails Outdoor Museum. <https://sculpturetrails.com/>.; ²⁴Indiana Farmers Market Map. Retrieved from <https://www.indianagrown.org/farmers-market/>;



CENTER FOR
RURAL ENGAGEMENT